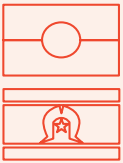


Aboriginal & Torres Strait Islander peoples

People who are Aboriginal and/or Torres Strait Islander in the City of Kingston.

Population

723



There were **723** Aboriginal and Torres Strait Islander peoples estimated to be living in Kingston in 2021, this makes up **0.5%** of the total Kingston population

The population of Aboriginal and Torres Strait Islander peoples in Kingston grew at a greater rate than the total Kingston population from 2016 to 2021



25%

Aboriginal and Torres Strait Islander peoples

4%

Kingston

Age groups:

Aboriginal & Torres Strait Islander peoples		Kingston	
0-11 years	(142) 21%	0-11 years	14%
12-25 years	(174) 26%	12-25 years	15%
26-64 years	(311) 46%	26-64 years	52%
65+ years	(50) 7%	65+ years	19%

Wellbeing



286 Aboriginal and Torres Strait Islander peoples in Kingston were living with at least one long-term health condition

40%

Aboriginal and Torres Strait Islander peoples

32%

Kingston

71 Aboriginal and Torres Strait Islander peoples in Kingston volunteered



13%

Aboriginal and Torres Strait Islander peoples

12%

Kingston



81 Aboriginal and Torres Strait Islander peoples in Kingston provided care to a person with a disability, long-term illness, or old age

16%

Aboriginal and Torres Strait Islander peoples

14%

Kingston

Diversity


710 Aboriginal and Torres Strait Islander peoples in Kingston were born in Australia

99%

Aboriginal and Torres Strait Islander peoples

67%

Kingston



68 Aboriginal and Torres Strait Islander peoples in Kingston needed assistance due to a disability

9%

Aboriginal and Torres Strait Islander peoples

6%

Kingston



Education & Employment

97 Aboriginal and Torres Strait Islander peoples in Kingston have a Bachelor or Higher degree qualification

19% **31%**


Aboriginal and Torres Strait Islander peoples
Kingston

22 Aboriginal and Torres Strait Islander peoples in Kingston were unemployed


6% **4%**

Aboriginal and Torres Strait Islander peoples
Kingston

Education institution attending:

Aboriginal & Torres Strait Islander peoples	Kingston	
Primary (69) 10%	Primary 8%	
Secondary (75) 10%	Secondary 7%	
Tertiary (53) 7%	Tertiary 19%	

TOP 3 Occupations:

Aboriginal & Torres Strait Islander peoples	Kingston	
Professionals (78) 25%	Professionals 27%	
Community & personal services (47) 15%	Managers 15%	
Technicians & trades (44) 14%	Clerical & admin 14%	

TOP 3 Industries of employment:

Aboriginal & Torres Strait Islander peoples	Kingston
Health care (56) 18%	Health care 14%
Construction (42) 13%	Construction 10%
Retail (27) 8%	Retail 10%

Income

Total personal income (weekly):

Aboriginal & Torres Strait Islander peoples	Kingston
Negative/Nil income (59) 11%	Negative/Nil income 9%
Low income (less than \$500) (184) 36%	Low income (less than \$500) 31%
High income (\$2,000 and over) (71) 14%	High income (\$2,000 and over) 15%

Main source of personal income:

Aboriginal & Torres Strait Islander peoples	Kingston
Employee wages & salary (304) 58%	Employee wages & salary 55%
Government benefits & allowances (109) 21%	Government benefits & allowances 19%
Investment (14) 3%	Investment 6%

Data Source: Person Level Integrated Data Asset (PLIDA)

Homes

Relationship in household:

Aboriginal & Torres Strait Islander peoples	Kingston
Couple (including same-sex) (186) 27%	Couple (including same-sex) 46%
Lone person (80) 12%	Lone person 11%
Lone parent (41) 6%	Lone parent 4%
Group household (29) 4%	Group household 3%



Source: Australian Bureau of Statistics, Census of Population and Housing, 2021 (Usual residence).

Learn more online

Community Directory
[kingston.vic.gov.au/
community-directory](http://kingston.vic.gov.au/community-directory)

What's around me?
[kingston.vic.gov.au/
whats-in-my-area](http://kingston.vic.gov.au/whats-in-my-area)

Demographic tools
[kingston.vic.gov.au/
demographics](http://kingston.vic.gov.au/demographics)